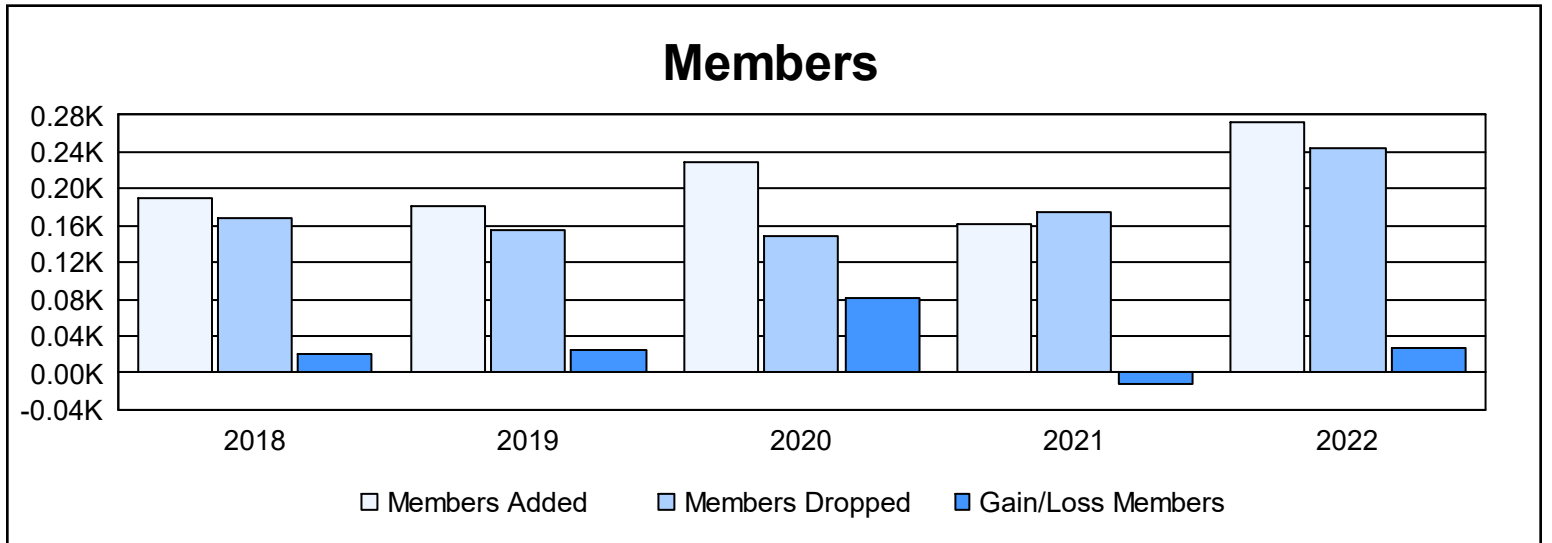
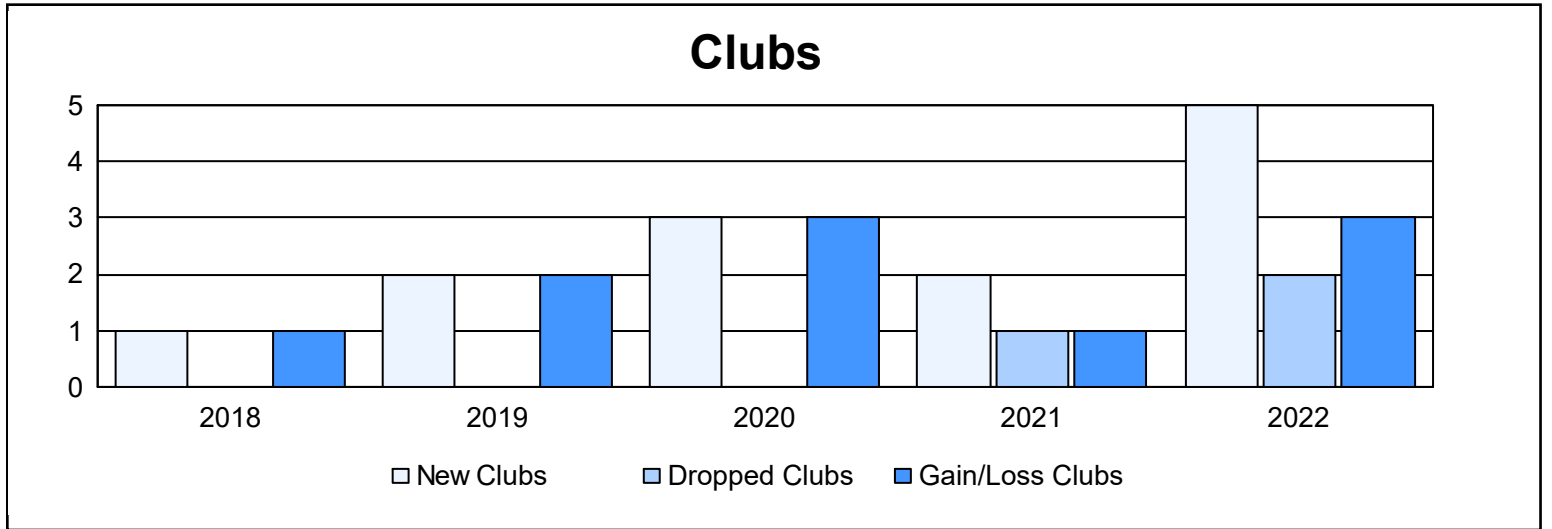
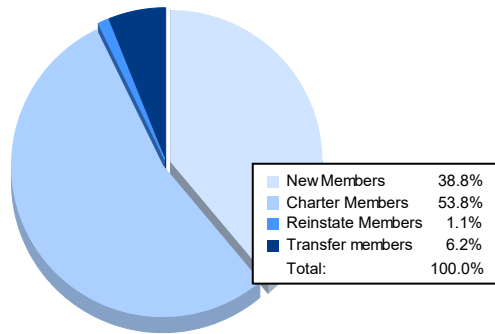


| Year | New Clubs | Dropped Clubs | Gain/ Loss Clubs | New Members | Charter Members | Reinstate Members | Transfer Members | Total Member Added | Total Members Dropped | Gain/ Loss Members |
|----------------|-----------|---------------|------------------|-------------|-----------------|-------------------|------------------|--------------------|-----------------------|--------------------|
| 2017-2018 | 1 | 0 | 1 | 129 | 44 | 7 | 9 | 189 | 169 | 20 |
| 2018-2019 | 2 | 0 | 2 | 122 | 51 | 7 | 1 | 181 | 156 | 25 |
| 2019-2020 | 3 | 0 | 3 | 141 | 67 | 1 | 20 | 229 | 148 | 81 |
| 2020-2021 | 2 | 1 | 1 | 109 | 35 | 7 | 11 | 162 | 174 | -12 |
| 2021-2022 | 5 | 2 | 3 | 106 | 147 | 3 | 17 | 273 | 245 | 28 |
| Average | 3 | 1 | 2 | 121 | 69 | 5 | 12 | 207 | 178 | 28 |



Membership Composition June 2022 Cumulative



Gender Composition June 2022 Cumulative

